


# Social Media & Internet Safety

## Do's & Don'ts



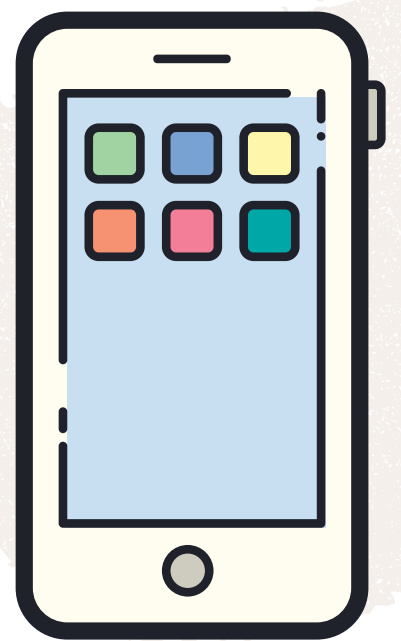
### Don't Give Out Personal Information

Keep your personal information private and use it on safe sites only.



### Do Create DIFFERENT Passwords

Create different passwords with a combination of letters, numbers, and symbols for EACH online account.



Read more info on passwords on the next page



### Do the software updates when available on all your technology

### Do Check Website Reliability

Before purchasing or downloading anything ensure that it's safe.



### Don't take the quiz!

As inviting and fun as they seem, just avoid them altogether. Some are just out to get your personal information.




# Social Media & Internet Safety

# Passwords



## Do Create DIFFERENT Passwords

Every account you have should have a DIFFERENT password.



## When setting up an online account:

You will be asked to answer security questions.

DO NOT use answers to your security questions easily discoverable by trolling your Social Media.

For Example:

What is your pets name?

– You probably talk about your pet on your social media accounts so Do Not Use This as your answer.

What is your mother's maiden name?

– You probably have your relatives tagged on a photo or post and is easy information to find.

Do Not Use This as your answer.

What street did you grow up on?

–Your parents probably still live there and is easy information to track down.

Do Not Use This as your answer.

Typically you choose the question so you can answer these questions any way you want. They are unique to you so you can make them up. Just remember (or write down) how you answered them and keep them safe and secret. Nobody is going to fact-check them.